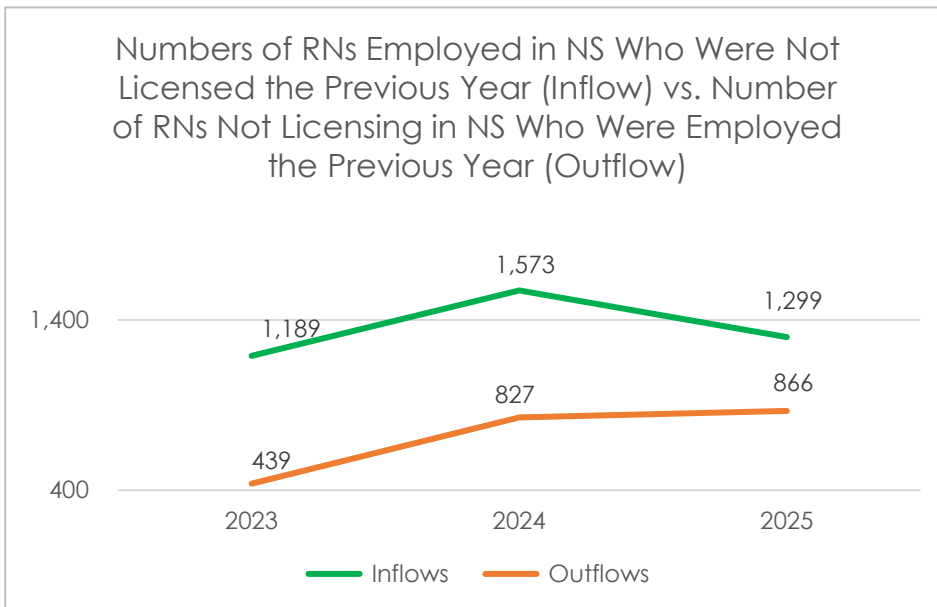
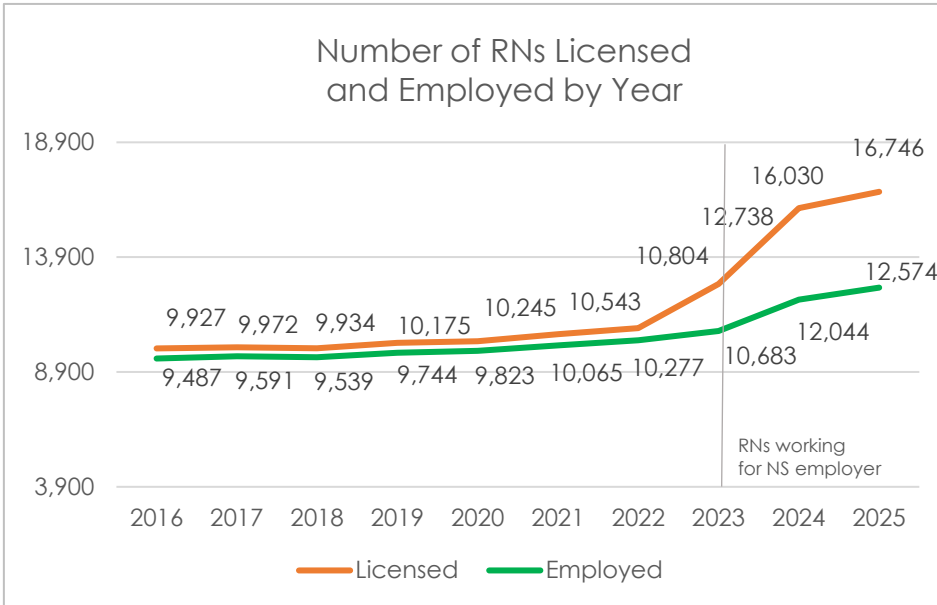


Registered Nurses (RNs) 2024-25

Quick Facts



Licenses	16,746	
Employed outside of NS or Unspecified	2,246	13.4%
Employed in NS ¹	12,574	75.1%
Change in Empl (1 year)	530	4.4%
Inflow Empl ²	1299	10.3%
Outflow Empl ³	866	6.9%
Outflow Empl 55+	257	29.7%
Outflows Empl Avg Age	43.1	
Full-Time	8,998	71.6%
Part-Time	2,085	16.6%
Casual	1,491	11.9%
Average Age	41.6	
Avg Experience	16.8	
New Licensees Employed ⁴ :	1024	
Nova Scotia	380	37.1%
Other Provinces	248	24.2%
International ⁵	396	38.7%
New Graduates Employed:	506	
Nova Scotia	425	84.0%
Other Provinces	79	15.6%
International	2	0.4%

DATA SOURCE: Nova Scotia College of Nursing period: Nov 1, 2024 to Oct 31, 2025

Notes: Total Registered Nurses (16,746) exclude those on leave.

¹ Beginning in 2023, Nurses were counted as 'employed' only if they listed at least one Nova Scotia-based employer on their annual registration form. This excludes those who are licensed in Nova Scotia but do not work in the province. This change has not been applied to counts of employed Nurses for past years.

² Inflow Empl refers to the number of licensees employed in Nova Scotia who were not licensed in the previous year

³ Outflow Empl refers to the number of licensees employed in NS who licensed in the previous year who did not license in the current year.

⁴ New Licensees is anyone who have never licensed with the College and currently employed in Nova Scotia.

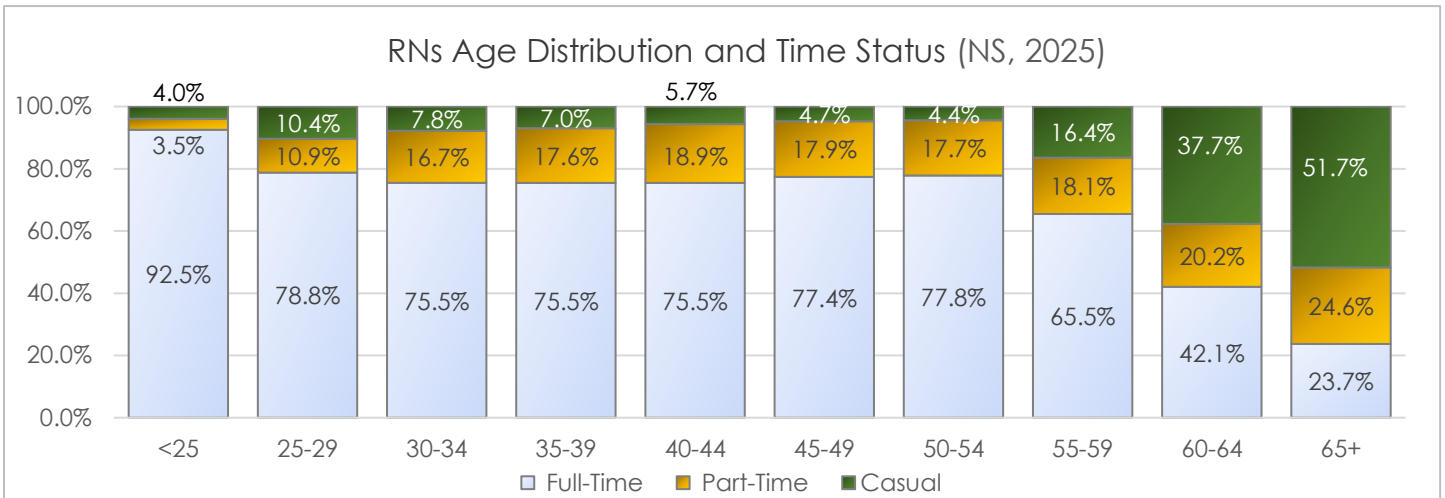
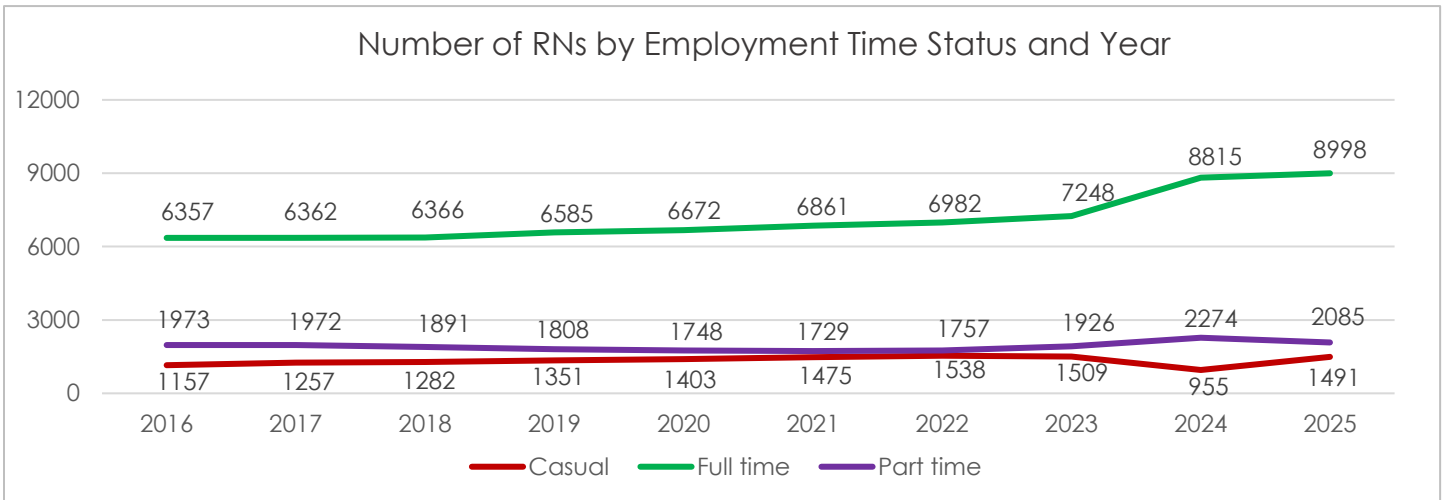
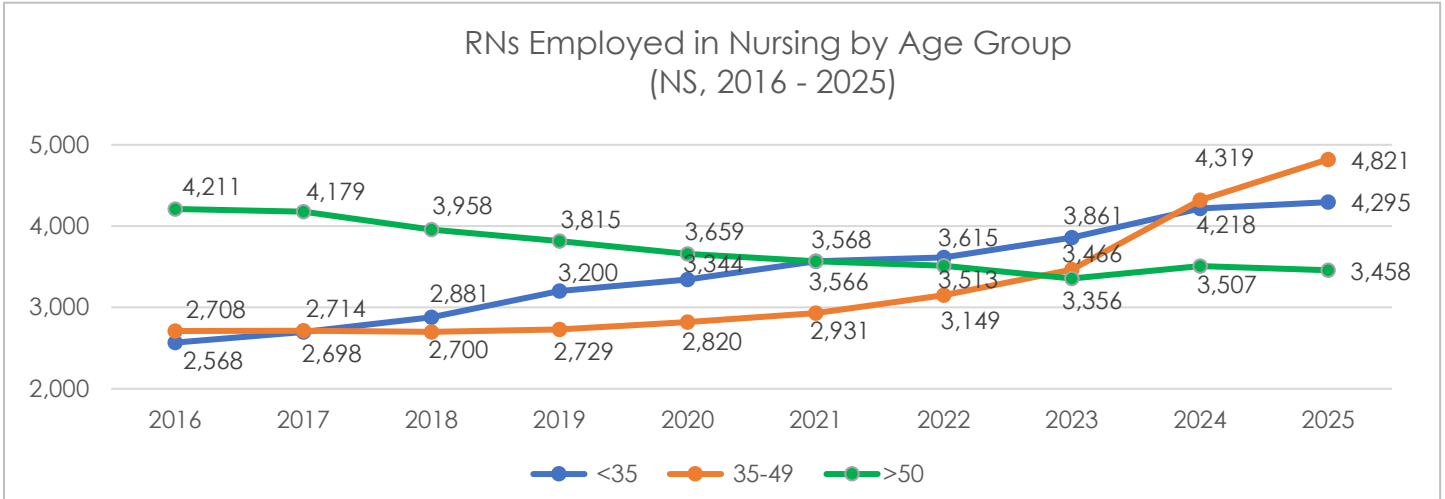
⁵ International new licensees employed in Nova Scotia are those who have a) licensed with NSCN for the first time and b) identified an institution outside of Canada as the place where they received their initial nursing education. While they may have previous nursing experience internationally, they are categorized as new graduates in this profile if they have taken additional bridging education to obtain licensure in Nova Scotia.

Questions regarding this Provincial Profile can be directed to:

Jane Filina, Senior Data Analyst, NS Department of Health and Wellness.

E-mail : jane.filina@novascotia.ca Phone : 902-229-6414

Registered Nurses 2024-25



Registered Nurses 2024-25

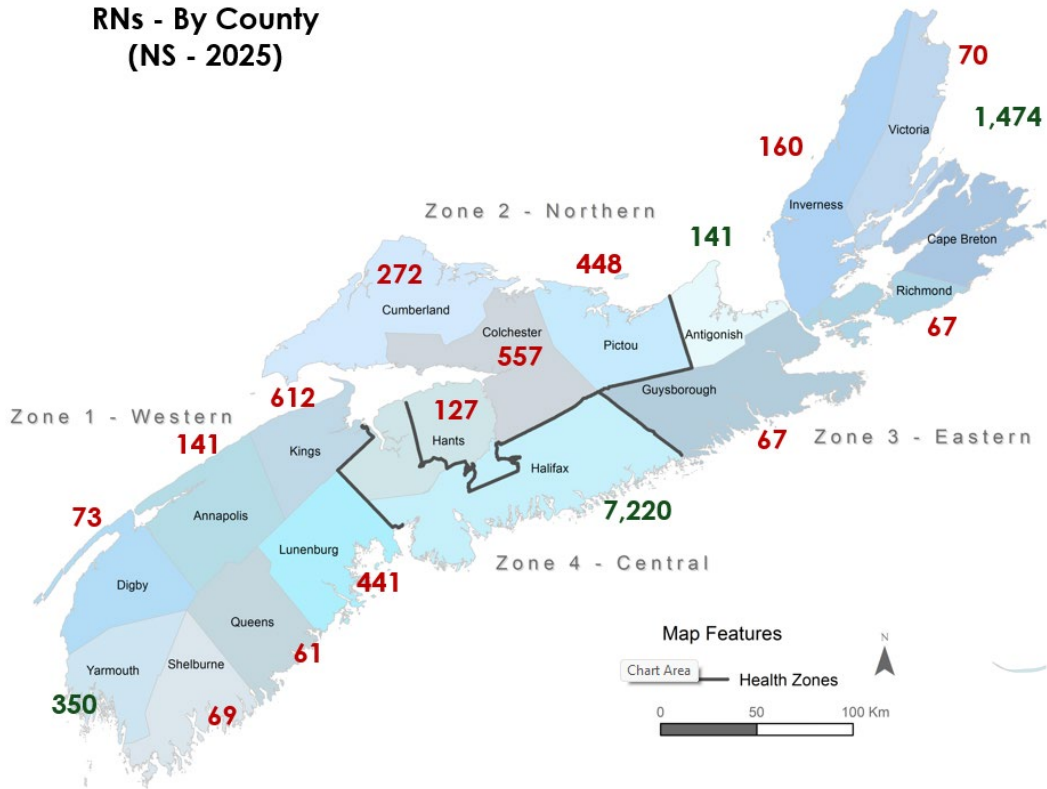
Workplace	Total	%
Hospitals	8072	64.2%
Nursing Home / LTC Facility	1349	10.7%
Other Places of Work	611	4.9%
Community Health Centre	447	3.6%
Home Care Agency	345	2.7%
Educational Institution	412	3.3%
Mental Health Centre	185	1.5%
Public Health Department / Unit	180	1.4%
Association / Government	328	2.6%
Physician's Office / Family Practice	158	1.3%
Rehabilitation / Convalescent Centre	67	0.5%
Business / OH Office	136	1.1%
Self-Employed	10	0.1%
Nursing Station	39	0.3%
Private Nursing Agency	235	1.9%

Experience		
Years Experience	#	%
0-5	2,512	20.0%
6-15	4,461	35.5%
16-30	3,238	25.8%
>30	2,346	18.7%
Average Experience: 16.8		
Role	Total	%
Direct Care	11,060	88.0%
Administration	415	3.3%
Education	310	2.5%
Research	59	0.5%
Other	730	5.8%

Employment location (County)	Population		Workforce	
	#	%	#	%
Nova Scotia	1,073,577	100%	12,573	100%
Annapolis	23,514	2.2%	141	1.1%
Antigonish	21,183	2.0%	364	2.9%
Cape Breton	98,614	9.2%	1,474	11.7%
Colchester	54,350	5.1%	557	4.4%
Cumberland	30,941	2.9%	272	2.2%
Digby	18,017	1.7%	73	0.6%
Guysborough	7,227	0.7%	67	0.5%
Halifax	528,239	49.2%	7,220	57.4%
Hants	45,222	4.2%	127	1.0%
Inverness	17,658	1.6%	160	1.3%
Kings	66,145	6.2%	612	4.9%
Lunenburg	50,828	4.7%	441	3.5%
Pictou	45,228	4.2%	448	3.6%
Queens	10,532	1.0%	61	0.5%
Richmond	9,148	0.9%	67	0.5%
Shelburne	13,986	1.3%	69	0.5%
Victoria	7,147	0.7%	70	0.6%
Yarmouth	25,600	2.4%	350	2.8%

Registered Nurses 2024-25

**RNs - By County
(NS - 2025)**



**RNs - By County
(NS - 2025)**

